

The Maharaja Sayajirao University of Baroda

Guidelines for Online Hostel Admissions Application - 2017-18

Students who have paid tuition fees in the respective faculties for the current academic year are only eligible for admissions to the hostel.

To apply online for admission to the hostel, open the website <https://hostels.msubaroda.ac.in>

If the student is applying for the admission to the hostel for the first time, click on “New Registration”.

For renewal of admission to the hostel, click on “Student Login”. For guidelines for online application for renewal of hostel admissions, go to page 11.

The screenshot displays the 'Hostel Information System' website. At the top, there is a navigation bar with 'CONTACT' and 'LOGIN' links. Below this, the main heading is 'Hostel Information System'. A light blue box contains 'Instructions' for online hostel admissions, listing steps such as going through instructions, filling out the New Registration form, and submitting the application. Below the instructions, there is a dark blue navigation bar with three sections: 'First time user?' with a 'New Registration' button, 'Application Status' with an 'Application Number' input field and a 'Submit' button, and 'Existing resident?' with a 'Student login' button. Red arrows point from the text 'For Fresh Applicants' to the 'New Registration' button and from 'For Renewal Applicants' to the 'Student login' button. The footer of the page includes 'The Maharaja Sayajirao University of Baroda © 2017' and 'Terms and Conditions'.

First time applicants must fill correct information in the Hostel Registration Form by themselves. Special care should be taken while filling the details in this form. In the “password” field, applicant must give a password that he/she wants to use for hostel application process.

The Maharaja Sayajirao University of Baroda

CONTACT LOGIN

Hostel Registration Form

1. Students who have taken admission directly to the MSU,16 digits PRN No. is mandatory.

2. Students who have taken admission through ACPC to the MSU, ACPC No. is mandatory.

3. No students will write their fee receipt No.

4. For renewal application Click here.

16 digit PRN / ACPC UserId / PhD Registration No.*
16 digit PRN / ACPC UserId / PhD Registration No.

Full Name*
First Name Middle Name Last Name

Email Address*
Email Address

Password*
Enter password

Contact Number*
Contact Number

Date of Birth*
Date of Birth

Place of Birth*
Place of Birth

11:39
20-06-2017

The Maharaja Sayajirao L x MSU Hostel Registration x

Secure | https://hostels.msubaroda.ac.in/registration

The Maharaja Sayajirao University of Baroda CONTACT LOGIN

Place of Birth

Gender*
 Male Female

Marital Status*
 Single Married

Faculty*
Select your faculty

Program*
Select your program

Department/Branch*
Select your branch

Academic Year*
Select your academic year

Subject/Specialization
Subject/Specialization

Terms & Conditions*
 I have read all the Terms and Conditions and I agree to it.

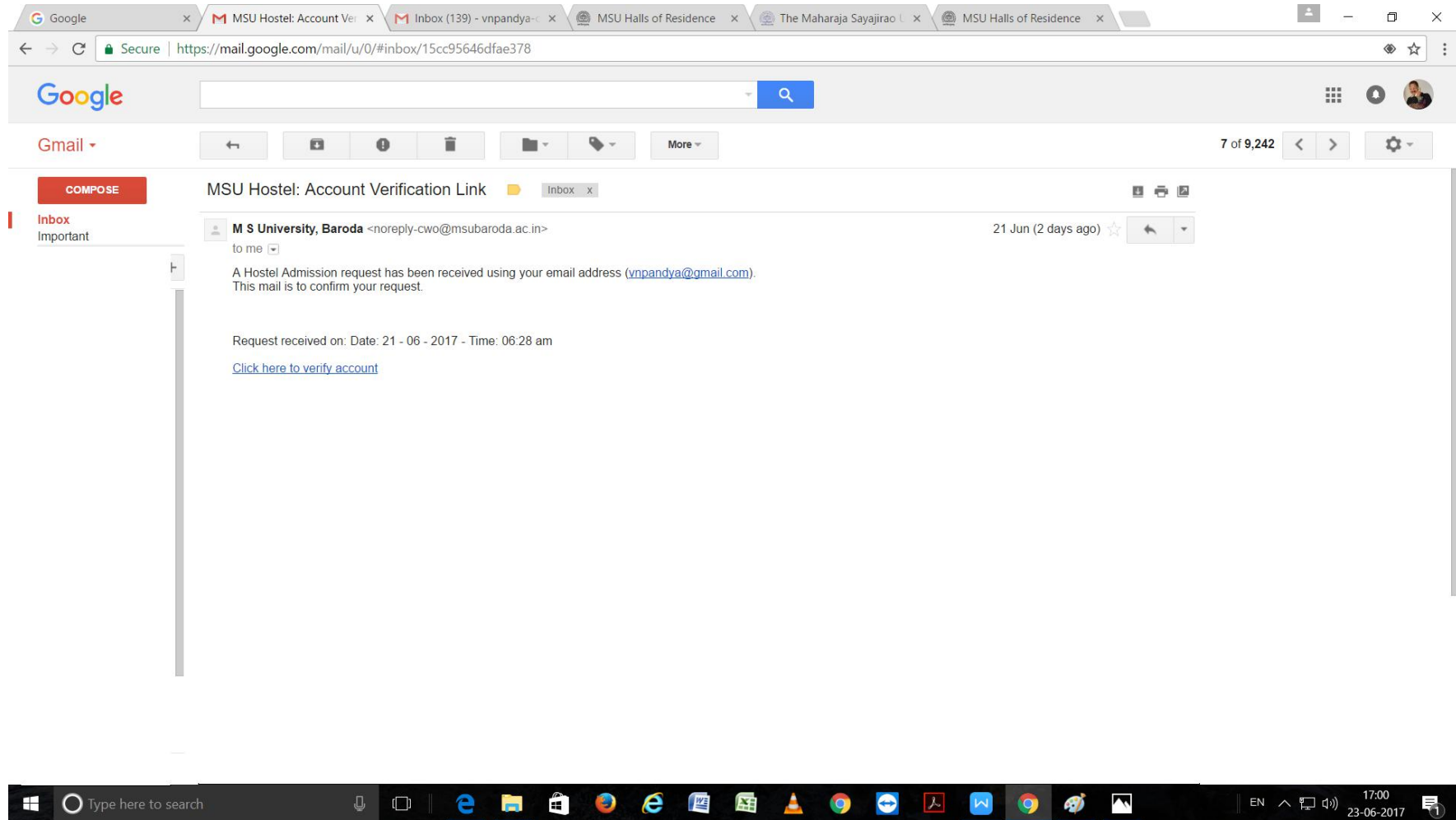
Submit → Reset

The Maharaja Sayajirao University of Baroda © 2017
Terms and Conditions

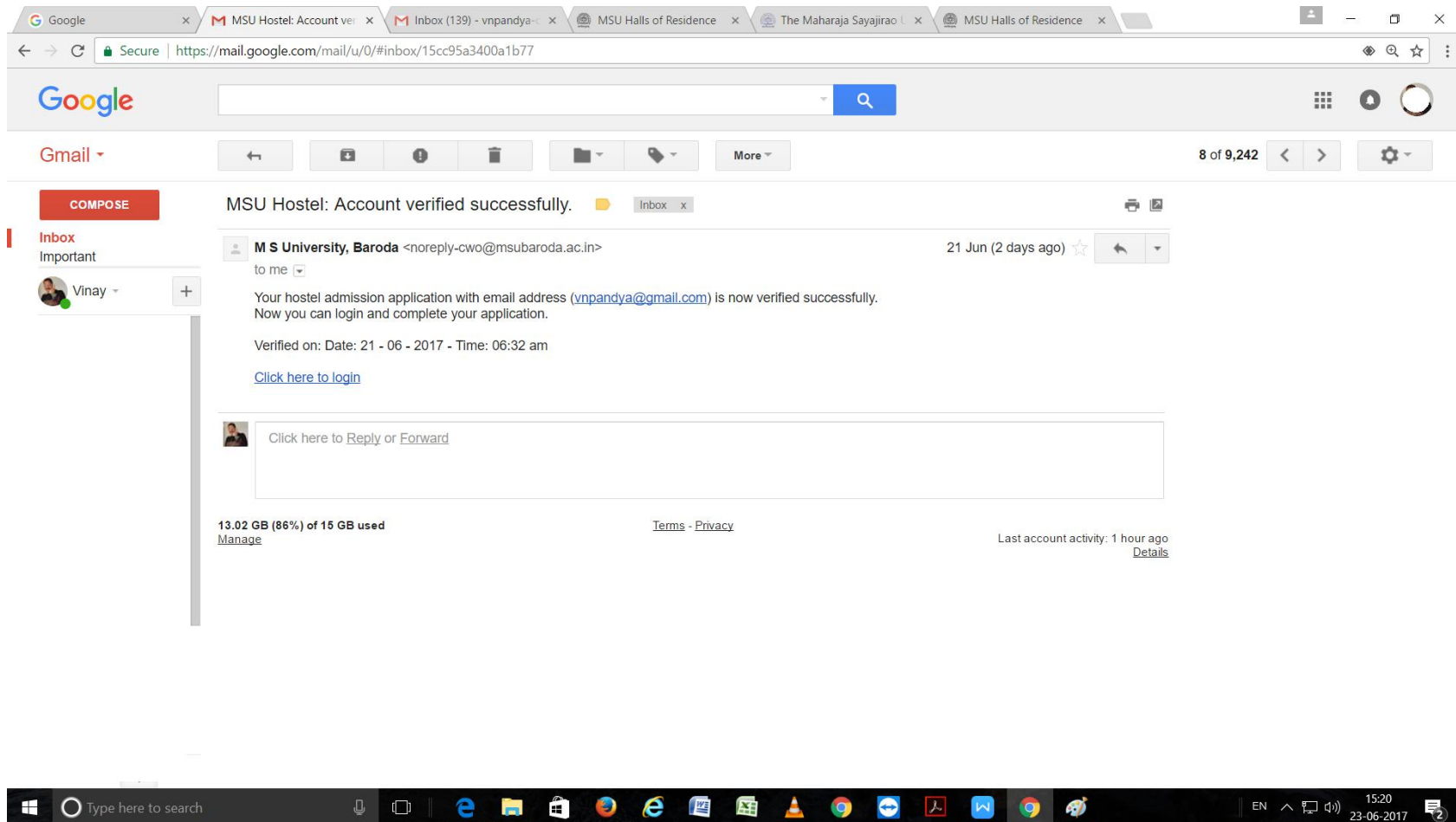
Type here to search

EN 11:40 20-06-2017

On submission of the Registration Form, an e-mail is sent to the applicant's e-mail account for verification. Log in to your e-mail account, open the email received from noreply-cwo@msubaroda.ac.in with subject "MSU Hostel : Account Verification Link". click on "[Click here to verify account](#)" to complete the verification of your e-mail address.



Once the applicant's registered email address is verified, another e-mail is sent to applicant's email address with subject "MSU Hostel : Account verified successfully". click on "[Click here to login](#)" to go to the login page.



Applicant is required to log in to the system with the verified e-mail address, password and birth date. After logging in, the application status of all applications, previous and current, is displayed. On the current application, click on "[make payment](#)" action to make the online payment of application fees.

The screenshot shows a web browser window with the URL <https://hostels.msubaroda.ac.in/student/applicationHistory>. The page header includes the MSU logo and the text "The Maharaja Sayajirao University of Baroda". Navigation links for "CONTACT" and "LOGOUT" are visible in the top right. A green notification box displays "Login successful." with a close button. A sidebar on the left contains menu items: "Hostel Applications", "Payment history", and "Settings". The main content area features a search bar and a table of applications. The table has columns for "#", "Application no.", "Applied On", "Status", "PRN", and "Action". One application is listed with ID 1, application number 1718XdYe19168, applied on 21-06-2017 06:28, and status "Reg. fees pending". The "Action" column for this application contains a "Make payment" link. Below the table, it says "Showing 1 to 1 of 1 entries" and includes "Previous", "1", and "Next" navigation buttons. The footer contains the text "The Maharaja Sayajirao University of Baroda © 2017", "Terms and Conditions", and "Powered by Adeptstation Technologies." The Windows taskbar at the bottom shows the time as 13:13 on 27-06-2017.

#	Application no.	Applied On	Status	PRN	Action
1	1718XdYe19168	21-06-2017 06:28	Reg. fees pending	2017338abcd00001	Make payment

Applicant will be taken to online payment gateway for the online payment of application fees. Applicant can make payment either using credit card or debit card or net banking.

The screenshot displays a web browser window with the PayU payment gateway. The browser's address bar shows the URL: https://secure.payu.in/_payment_options?mihpayid=bb78dd6b5857eaa54ba50e2a06242e5f85429405e402588982293b25742f67c. The page features the PayU logo and a blue header bar with the text "Total Amount: Rs. 252.79" and "Transaction ID: 1718XdYe19168_r". Below this, a grey box lists the transaction details: "Transaction Amount: Rs. 250.00", "Convenience Fee*: Rs. 2.79", and "Service Tax*: Rs. 0.00". A note states: "*Non refundable. Indicative amounts only. Please check exact amount on bank page." The main section is titled "Choose a payment method" and includes a sidebar with options: "Credit Card", "Debit Card", and "Net Banking". The "Credit Card" option is selected, showing a "Card Type" dropdown with "VISA" and "MasterCard" options. Below this are input fields for "Card Number", "Name on Card", "CVV Number" (with a "What is CVV number?" link), and "Expiry Date" (with "Month" and "Year" dropdowns). A blue "Pay Now" button is prominently displayed. Below the button, it says "or Go back to www.msubaroda.ac.in". A note at the bottom states: "Note: Making Payment on PayU is 100% safe. Your transaction is processed through a secure https internet connection based on secure socket layer technology." The Windows taskbar at the bottom shows the search bar, taskbar icons, and system tray with the date "27-06-2017" and time "13:15".

If the payment is unsuccessful for any reason & the application status is not updated in the applicant's profile, , applicant must try to make payment till the status becomes "App. Submission pending" and action shows "Submit application". Once the application fees are paid, the application status automatically becomes "App. Submission pending" and action shows "Submit application". Click on "[Submit application](#)" to fill up the remaining details of the application form in 3 steps and finally submit the application.

The screenshot displays the 'Hostel Applications' page for a user named Vinay Pandya. The page features a navigation menu on the left with options for 'Hostel Applications', 'Payment history', and 'Settings'. A green notification banner at the top indicates 'Login successful.'. Below this, there is a search bar and a table listing application details. The table has columns for '#', 'Application no.', 'Applied On', 'Status', 'PRN', and 'Action'. One entry is shown with application number 1718XdYe19168, applied on 21-06-2017 06:28, and a status of 'App. submission pending'. The action for this entry is 'Submit application'. The page footer includes the university name, copyright information for 2017, and mentions it is powered by Adeptstation Technologies. The Windows taskbar at the bottom shows the system time as 14:07 on 23-06-2017.

#	Application no.	Applied On	Status	PRN	Action
1	1718XdYe19168	21-06-2017 06:28	App. submission pending	20170338abcd0001	Submit application

After the application is completed with all required correct information and photograph and signature uploaded, the applicant has to submit the application, by clicking on the "Submit" button.

Google x Contact us request from x Inbox - vnpandya@gmail x The Maharaja Sayajirao U x MSU Halls of Residence x

Secure | https://hostels.msubaroda.ac.in/registration/reg3/1718XdYe19168

The Maharaja Sayajirao University of Baroda

Registration Step 1 Step 2 Step 3

Application No. 1718XdYe19168
Name: Sumantra Dumpy Name
PIN: 20177206000001

Previous

Other Details:

Nationality:
 Indian Tibetan Foreigner

Aadhar card number:
12345678901234

Any major/serious disease in past? Blood Group:

Whether you belong to:
 SC ST Pwv Hand Foreign Student OBC General

Are you a PhD student?
 Yes No

Were you a resident of hostel in previous year?
 Yes No

Your last Examination Details:

Examination: HSC Month of Exam: MAY % 55

Name of the University/Board: MSU Year of Exam: 2017 Exam Result: Pass Fail ATCT

Do you have a vehicle?
 Yes No

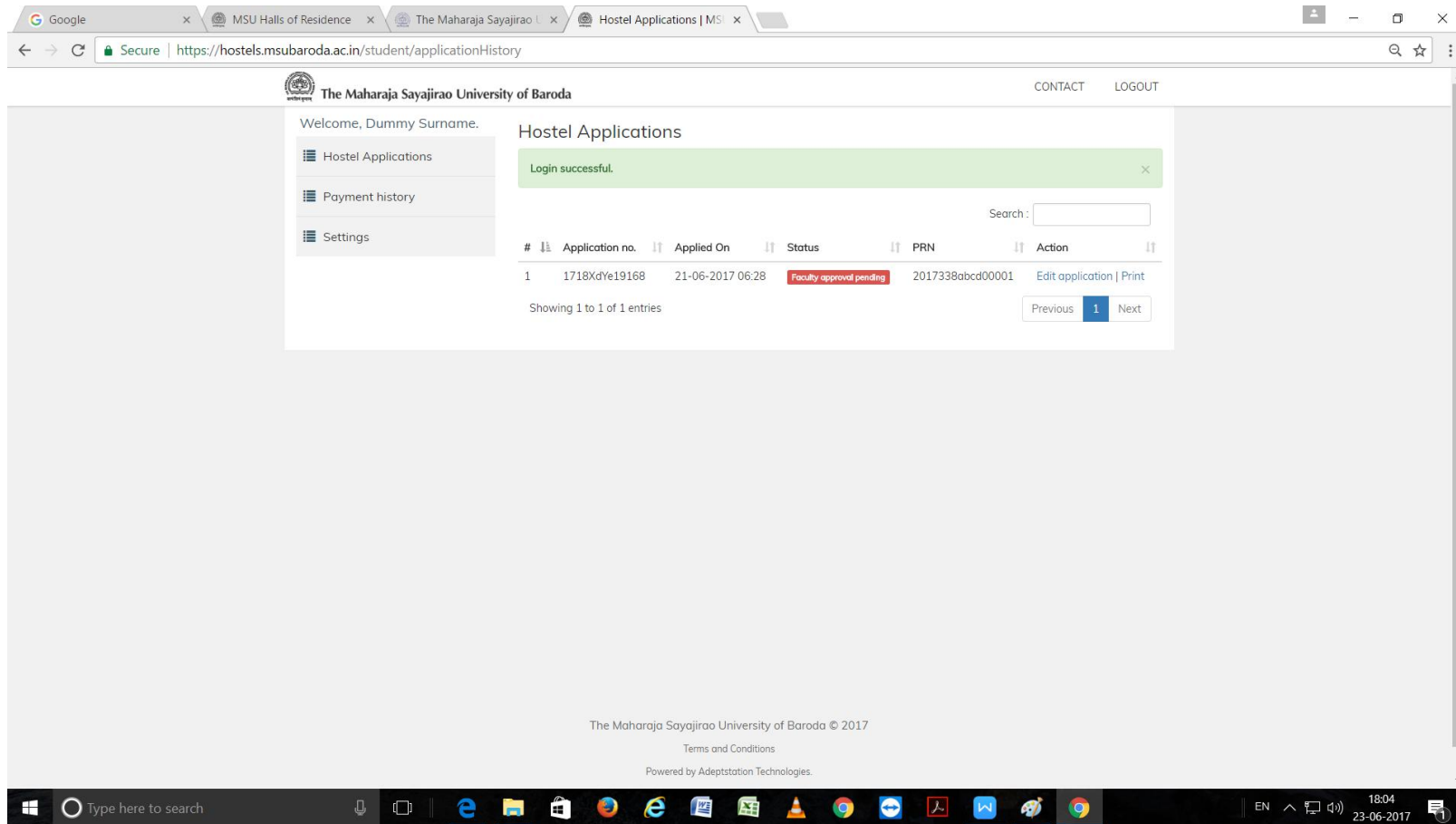
Your current profile image:

Upload Photo:
Your current signature image:

Upload Signature:

Previous Submit Reset Save

The application is now submitted for further approval process. Applicant can edit the application till the approval of the faculty is endorsed. Applicant is advised to print the application at this stage and preserve a copy of the application.



The online application process to be executed by a fresh applicant student ends here. After submitting the final application, it takes about 2 to 4 weeks to complete the admission process.

* * * * *